

DATA ANALYTICS

Power up your analytics with enterprise reporting

Qlik NPrinting®

INTRODUCTION

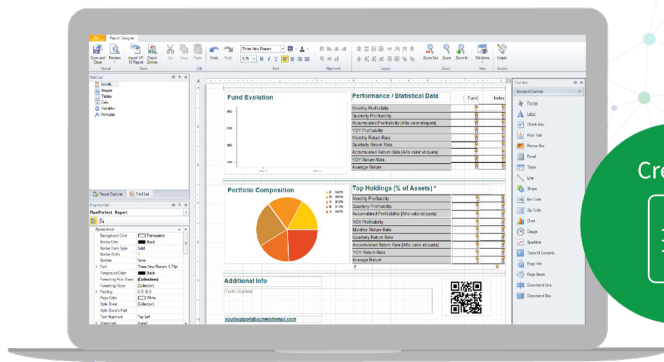
Want to discover all the connections in your data? Qlik Sense® and QlikView® have you covered. Ready to share those discoveries across your organization and beyond? Now, you're ready for Qlik NPrinting.



Qlik NPrinting enables your organization to create, manage and share great-looking reports, fast, using data and analytics from Qlik Sense and QlikView. Create awesome reports in all popular document formats, combining multiple apps and sources. Manage reports from a single platform for analytics and reporting, at scale and securely. Share reports by sending them directly or publishing them, leveraging multiple delivery channels. Maximize value from your analytics.



Power up your analytics



Create it: Create awesome reports

- Integration with all popular document formats
- One report from multiple apps and analytics sources
- Highest resolution, quality and accuracy.

Manage it: Manage reports from a single platform

- Single platform for analytics and reporting
- Enterprise scalability
- Secure, data-driven approach

Share it: Send reports directly or publish them

- Multi-channel delivery
- On-demand reporting
- Self-service subscription

“Qlik NPrinting has transformed our ability to provide timely and detailed data in a clean format directly to the individual stakeholder.”

James Shular, Partner
GMA Inc.

“Qlik NPrinting has eliminated manual look-ups. It has improved the means by which managers receive detailed action items.”

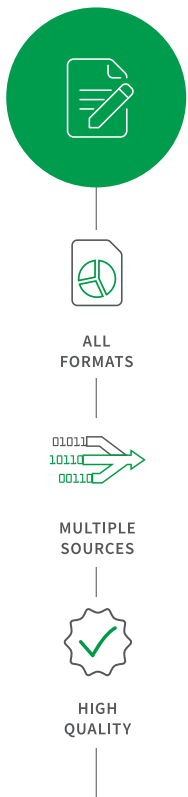
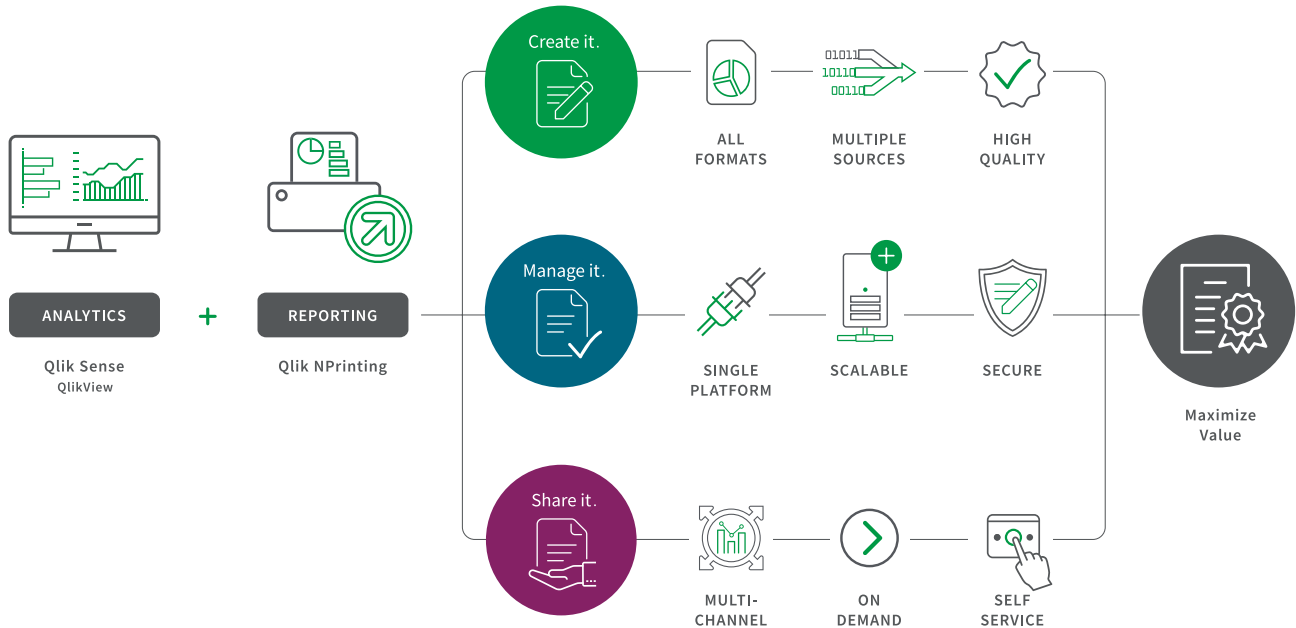
Chris Waters, IT Professional
Air Products and Chemicals, Inc.

“Qlik NPrinting has had an immense impact on all business drivers.”

Georg Schramm, Director
Tyrelife Solutions

Maximize value

When you power Qlik Sense and QlikView with Qlik NPrinting, you gain a powerful, single platform solution for your analytics and reporting.



Create awesome reports

Create great looking reports in all popular formats including Microsoft Office – such as PowerPoint®, Excel®, and Word. Just drag-and-drop existing tables, charts, and objects. Interact with the data behind your charts right from your Office formatted reports.

Combine several Qlik Sense or QlikView objects into a single report. Then build your analytics once and create reports out of it – no need to re-create it. And generate multiple versions of a report by dimension or report recipient.

Create professional grade reporting in advanced layouts through a PixelPerfect library. Choose the type of resolution you want from our PixelPerfect library – with the ability to precisely format and size your objects in the report. Get advanced control over banding, scripting, formatting, and graphics - allowing you to produce high-quality custom reports or assets like client statements. HTML reports can be published to the web or embedded in emails, allowing users to consume reports without the need for attachments.



Manage reports from a single platform

Retire your legacy tools: now you only need one platform for analysis and reporting. Leverage existing data models and visualizations from Qlik Sense and QlikView. Embed links to your Qlik analytics applications within your reports - encouraging everyone to explore further, dig deeper, and discover the whole story in their data.



SINGLE
PLATFORM



SCALABLE



SECURE

Execute tasks simultaneously even during high volume reporting – because the Qlik NPrinting engine is multi-threaded and supports clustering, allowing for increased performance. Improve reliability, load balancing, and task prioritization – leveraging a server cluster. Deliver more reports to more people without worrying about performance. Ensure the right data is sent to the right person with row-level security and filters.

Control access to reporting features and data with role-based security - you can define any number of security profiles at the app level. Assign multiple roles to a single user. And customize profiles with high granularity using a wide range of permissions. Be certain your reports always feature the latest data from your apps – with Qlik NPrinting, you create data connections to your applications in Qlik Sense and QlikView. This ensures that your reports produced on those connections contain the latest data from those applications.



Send reports directly or publish them

Centrally schedule, generate, and deliver custom reports through multiple channels - including email, corporate directories, web, the Qlik NPrinting NewsStand portal, or directly to the Qlik Sense hub, providing users a single destination for all their analytics and reporting needs. Distribute reports on custom schedules or only when conditions are met. Ensure the right report is sent to the right people in their preferred delivery method.



MULTI-
CHANNEL



ON
DEMAND



SELF
SERVICE

Allow users to explore then request reports based on pre-built templates. Enable users to refine through selections and searches – they can generate reports based on the current selection state. Empower users to generate reports on their own, without relying on IT.

Let users explore, view, download, and subscribe to reports online after your organization sets up the role-based security in the Qlik NPrinting NewsStand. The NewsStand provides a centralized portal for better convenience – and less busywork for IT. It allows everybody to get the right reports when and how they need them.

Succeed with Qlik NPrinting

Our customer success organization offers a variety of resources and services to help your organization get up and running with Qlik NPrinting, this includes:

- Self-paced training in the Qlik Continuous Classroom
- Instructor-led training in a convenient one-day, virtual and in-person format
- Consulting services to provide your team with hands-on expertise



For more information please visit qlik.com/services

For more information on Qlik NPrinting, visit qlik.com/NPrinting



About Qlik

Qlik's vision is a data-literate world, where everyone can use data and analytics to improve decision-making and solve their most challenging problems. Our cloud-based Qlik Active Intelligence Platform delivers end-to-end, real-time data integration and analytics cloud solutions to close the gaps between data, insights and action. By transforming data into Active Intelligence, businesses can drive better decisions, improve revenue and profitability, and optimize customer relationships. Qlik does business in more than 100 countries and serves over 38,000 active customers around the world.

qlik.com